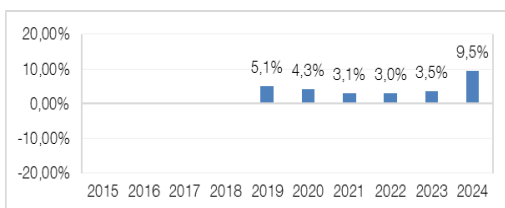


## Past Performance Information - HI UK SELECT FUND



### HI UK SELECT FUND EUR M SHARES

This chart shows the fund's performance as the percentage loss or gain per year over the last 10 years.

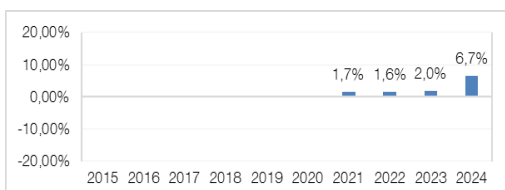


Please note that the past performance is not necessarily a reliable guide to the future performance of the Fund. Markets could develop very differently in the future. It can help you to assess how the fund has been managed in the past. Performance is shown after deduction of ongoing charges. Any entry and exit charges are excluded from the calculation.

Performance is calculated in EUR. The Fund was authorised in 2012 and the share class was launched in 2018.

### HI UK SELECT FUND EUR DM2 SHARES

This chart shows the fund's performance as the percentage loss or gain per year over the last 10 years.

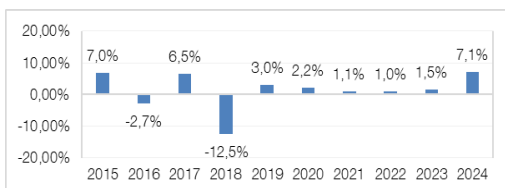


Please note that the past performance is not necessarily a reliable guide to the future performance of the Fund. Markets could develop very differently in the future. It can help you to assess how the fund has been managed in the past. Performance is shown after deduction of ongoing charges. Any entry and exit charges are excluded from the calculation.

Performance is calculated in EUR. The Fund was authorised in 2012 and the share class was launched in 2020.

### HI UK SELECT FUND EUR R SHARES

This chart shows the fund's performance as the percentage loss or gain per year over the last 10 years.

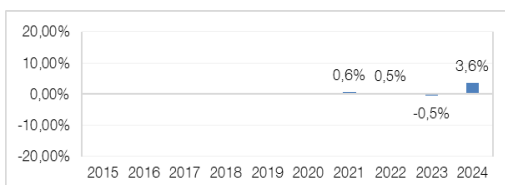


Please note that the past performance is not necessarily a reliable guide to the future performance of the Fund. Markets could develop very differently in the future. It can help you to assess how the fund has been managed in the past. Performance is shown after deduction of ongoing charges. Any entry and exit charges are excluded from the calculation.

Performance is calculated in EUR. The Fund was authorised and the share class was launched in 2012.

### HI UK SELECT FUND CHF D SHARES

This chart shows the fund's performance as the percentage loss or gain per year over the last 10 years.

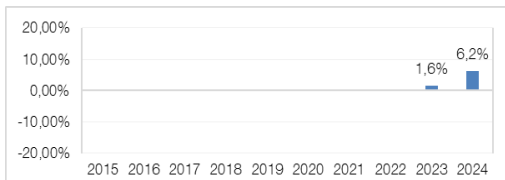


Please note that the past performance is not necessarily a reliable guide to the future performance of the Fund. Markets could develop very differently in the future. It can help you to assess how the fund has been managed in the past. Performance is shown after deduction of ongoing charges. Any entry and exit charges are excluded from the calculation.

Performance is calculated in CHF. The Fund was authorised in 2012 and the share class was launched in 2020.

### HI UK SELECT FUND EUR I2 SHARES

This chart shows the fund's performance as the percentage loss or gain per year over the last 10 years.

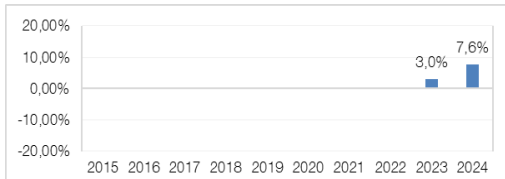


Please note that the past performance is not necessarily a reliable guide to the future performance of the Fund. Markets could develop very differently in the future. It can help you to assess how the fund has been managed in the past. Performance is shown after deduction of ongoing charges. Any entry and exit charges are excluded from the calculation.

Performance is calculated in EUR. The Fund was authorised and the share class was launched in 2022.

### HI UK SELECT FUND GBP DM2 DIST SHARES

This chart shows the fund's performance as the percentage loss or gain per year over the last 10 years.



Please note that the past performance is not necessarily a reliable guide to the future performance of the Fund. Markets could develop very differently in the future. It can help you to assess how the fund has been managed in the past. Performance is shown after deduction of ongoing charges. Any entry and exit charges are excluded from the calculation.

Performance is calculated in EUR. The Fund was authorised and the share class was launched in 2022.

The following classes have not yet sold shares:

HI UK SELECT FUND GBP M SHARES  
HI UK SELECT FUND USD D SHARES  
HI UK SELECT FUND USD I2 SHARES  
HI UK SELECT FUND GBP I2 SHARES  
HI UK SELECT FUND GBP DM2 SHARES  
HI UK SELECT FUND USD DM2 SHARES  
HI UK SELECT FUND CHF DM2 SHARES